

21N15
MERCURY VAPOUR THYRATRON
 Indirectly heated

GENERAL

The 21N15 is a Mercury Vapour Thyatron suitable for welding and motor control. It has an indirectly heated oxide coated cathode.

RATING

Heater Voltage	V_h	5.0	V
Heater Current	I_h	5.0	A
Maximum Peak Forward Anode Voltage		1.5	kV
Maximum Peak Inverse Anode Voltage	P.I.V.(max)	1.25	kV
Maximum Negative Grid Voltage (before Conduction)		500	V
Maximum Negative Grid Voltage (during Conduction)		10	V
Maximum Mean Cathode Current (maximum averaging 15 seconds)	$I_{k(av)max}$	3.0	A
Maximum Peak Cathode Current (25c/s and above)	$I_{k(pk)max}$	20	
Maximum Surge Cathode Current (Fault protection maximum duration 0.1 seconds)		200	A
Maximum Critical Grid Current (at $V_a = 1.0kV$)		<10	μA
Maximum Power Supply Frequency		150	c/s
Condensed Mercury Temperature Limits	T_{Hg}	40 to 75	$^{\circ}C$
Control Ratio		150:1	
De-ionisation Time (approx)		1,000	μs
Ionisation Time (approx)		10	μs
Anode Voltage Drop		16	V
Maximum Grid Resistance	$R_g(max)$	100	$k\Omega$
Recommended Minimum Grid Resistance	$R_g(min)$	10	$k\Omega$

21N15
MERCURY VAPOUR THYRATRON
 Indirectly heated

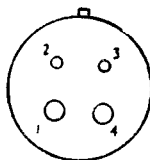
DIMENSIONS

Maximum Overall Length	199 mm
Maximum Diameter	57 mm
Maximum Seated Height	184 mm

MOUNTING POSITION—Vertical, Base down

CAP—CT3

BASE—UX4 (E.I.A. No. A4-10)

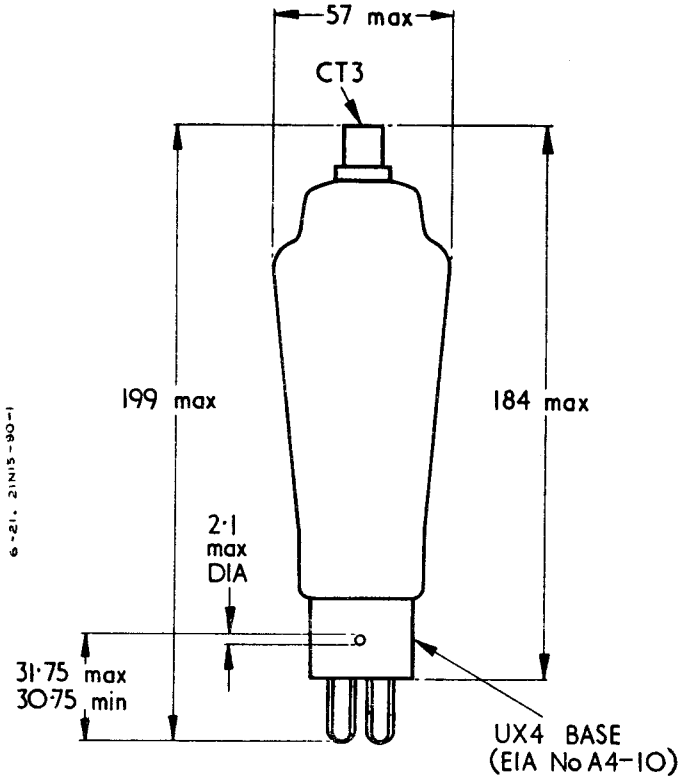


Viewed from free end of pins.

CONNECTIONS

Pin 1	Heater	h
Pin 2	Heater, Cathode	h, k
Pin 3	Grid	g
Pin 4	Heater, Cathode	h, k
Cap	Anode	a

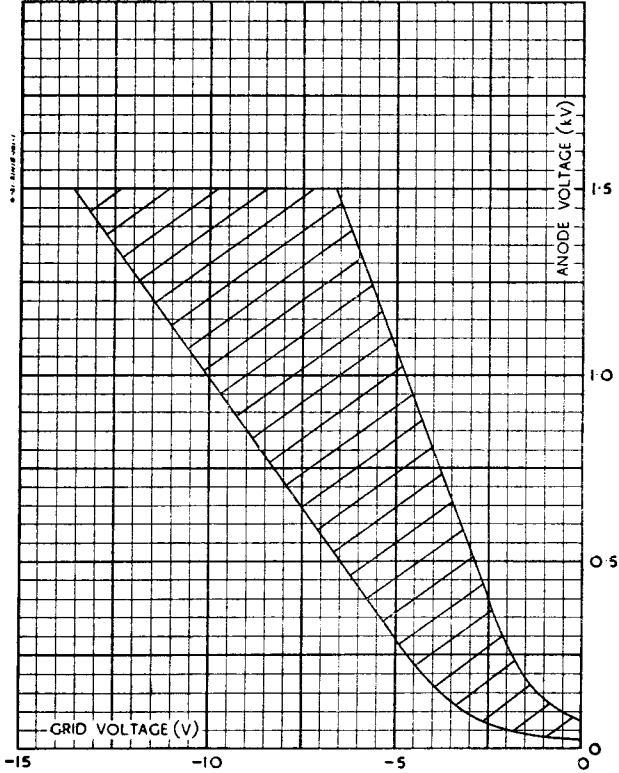
21N15
MERCURY VAPOUR THYRATRON
Indirectly heated



All dimensions in mm.

21N15
MERCURY VAPOUR THYRATRON
Indirectly heated

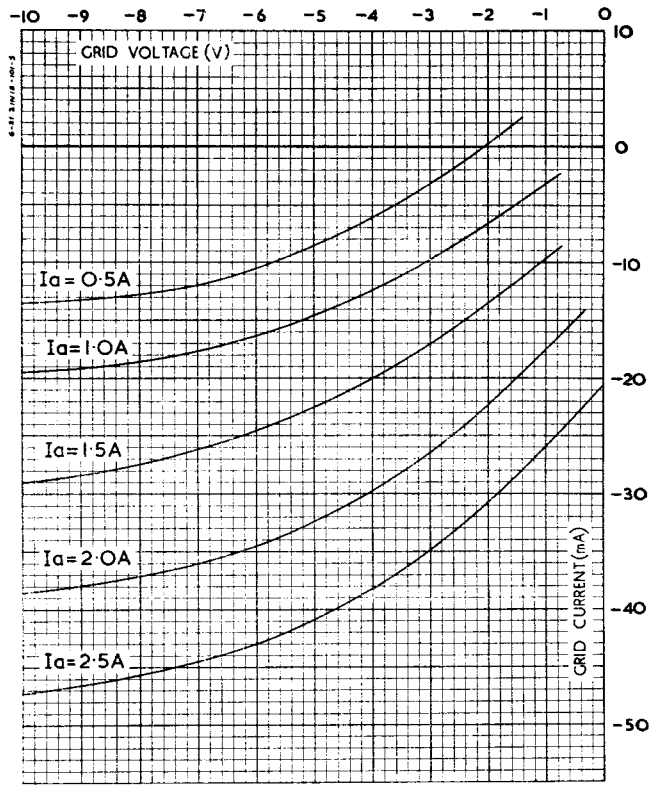
CHARACTERISTIC CURVES: V_a/V_g





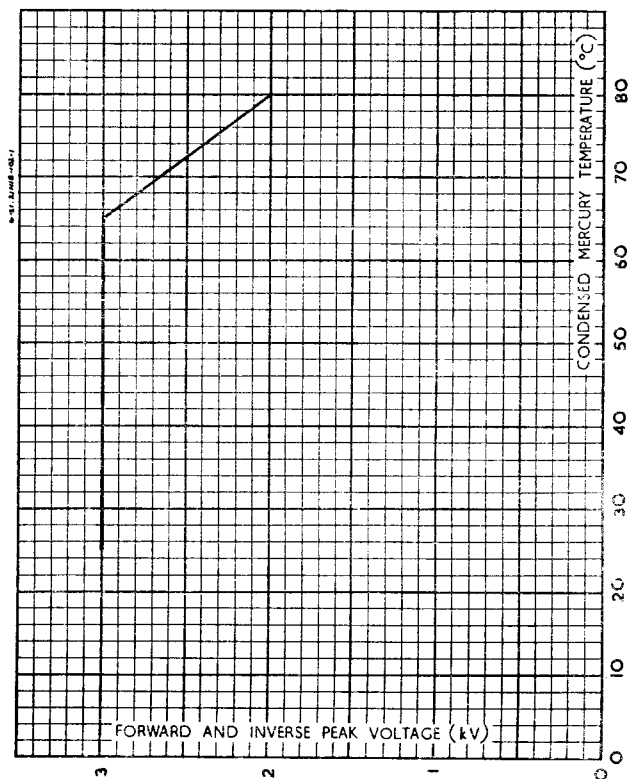
21N15
MERCURY VAPOUR THYRATRON
Indirectly heated

CHARACTERISTIC CURVES: I_g/V_g



21N15
MERCURY VAPOUR THYRATRON
 Indirectly heated

RATING CURVE: Forward Voltage, P.I.V./T_{Hg}
 Fault Conditions



21N15
MERCURY VAPOUR THYRATRON
 Indirectly heated

CHARACTERISTIC CURVES: T_{Hg}/t

