

MECHANICAL DATA

Bulb	ST-12
Base	B6-3, Small Shell Octal, 6-Pin
Outline	12-7
Basing	4V
Cathode	Cold
Mounting Position	Any

ELECTRICAL DATA

RATINGS (Absolute Values)

Peak Cathode Current	100 Ma Max.
DC Cathode Current	25 Ma Max.

CHARACTERISTICS

Peak Anode Breakdown Voltage, (Starter Anode Tied to Cathode) Minimum	225 Volts
Peak Positive Starter Anode Breakdown Voltage Minimum	70 Volts
Maximum	90 Volts
Starter Anode Current (For Transition of Discharge to Anode at 140 Volts Peak) Maximum	100 μ a
Starter Anode Voltage Drop, approx.	60 Volts
Anode Voltage Drop, approx.	70 Volts

TYPICAL OPERATION

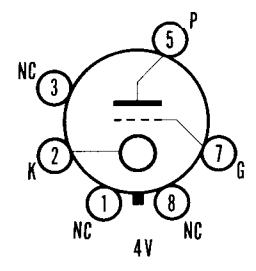
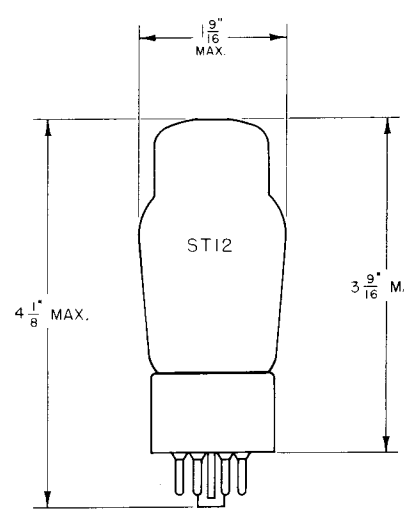
Relay Service — With AC Supply	
Anode Supply Voltage, RMS	105-130 Volts
Peak AC Starter Anode Voltage	70 Volts
Peak RF Starter Anode Voltage	55 Volts

NOTE:

1. To assure stable operation, the OA4G should be shielded from external light sources.

QUICK REFERENCE DATA

The Sylvania Type OA4G is a cold cathode, gas-filled triode designed for use in the remote control of various line operated devices. The OA4G may also be used in relaxation oscillator circuits and as a voltage regulator.

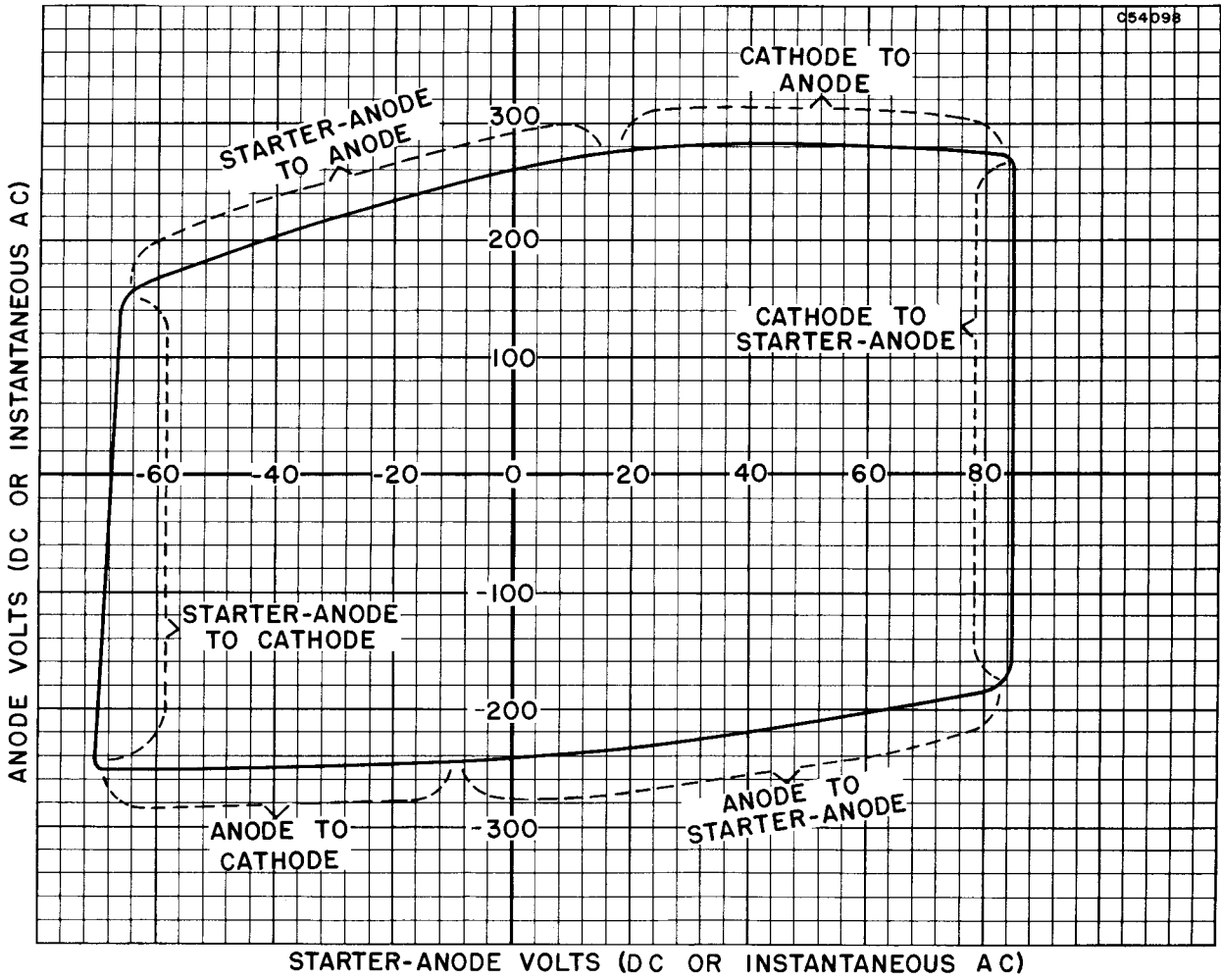


**SYLVANIA ELECTRIC
PRODUCTS INC.**

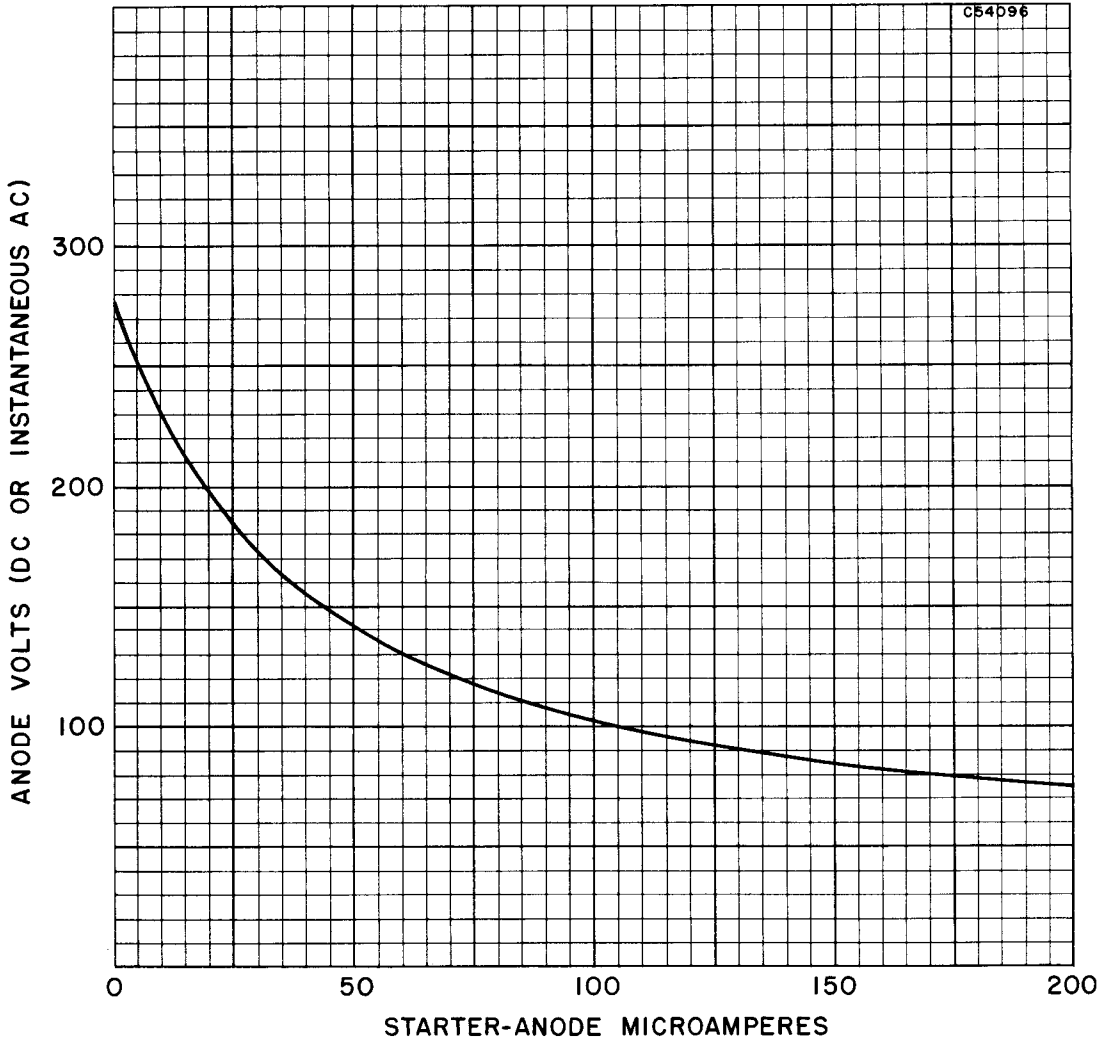
**RADIO TUBE DIVISION
EMPORIUM, PA.**

*Prepared and Released By The
TECHNICAL PUBLICATIONS SECTION
EMPORIUM, PENNSYLVANIA*

TYPICAL BREAKDOWN CHARACTERISTICS



AVERAGE TRANSITION CHARACTERISTICS



AVERAGE ANODE-DROP CHARACTERISTICS

