

SANYO

No.2376

DSB15T

Diffused Junction Type Silicon Diode
1.5A Power Rectifier

Features

- Plastic molded structure
- Peak reverse voltage $V_{RM} = -100$ to $-1000V$
- Average rectified current $I_O = 1.5A$

Absolute Maximum Ratings at $T_a = 25^\circ C$

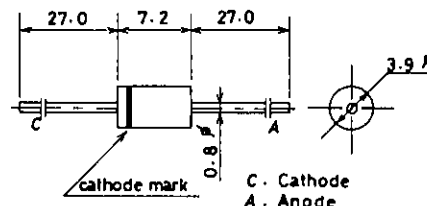
			DSB15TB	DSB15TC	DSB15TE	unit
Peak Reverse Voltage	V_{RM}		-100	-200	-400	V
Average Rectified Current	I_O	$T_a = 60^\circ C$	→	→	1.5	A
Surge Forward Current	I_{FSM}	50Hz sine wave, 1 cycle	→	→	130	A
Junction Temperature	T_j		→	→	150	$^\circ C$
Storage Temperature	T_{stg}		→	-40 to +150		$^\circ C$

			DSB15TG	DSB15TJ	DSB15TL	unit
Peak Reverse Voltage	V_{RM}		-600	-800	-1000	V
Average Rectified Current	I_O	$T_a = 60^\circ C$	→	→	1.5	A
Surge Forward Current	I_{FSM}	50Hz sine wave, 1 cycle	→	→	80	A
Junction Temperature	T_j		→	→	150	$^\circ C$
Storage Temperature	T_{stg}		→	-40 to +150		$^\circ C$

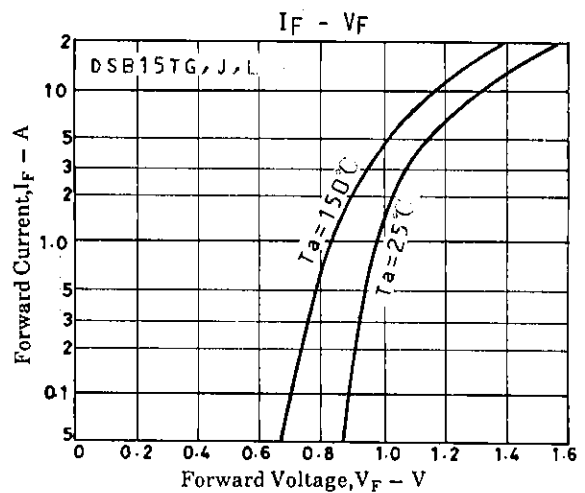
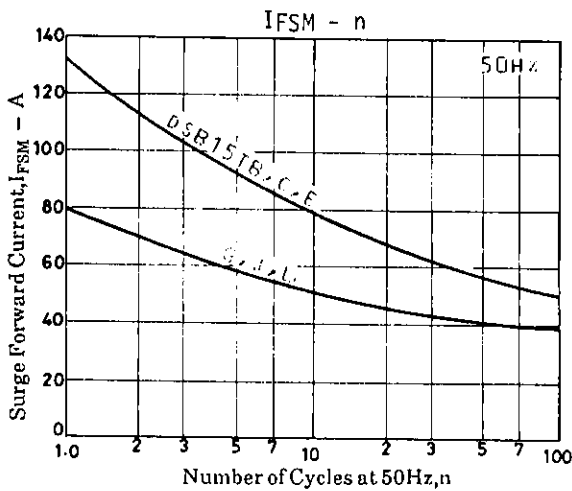
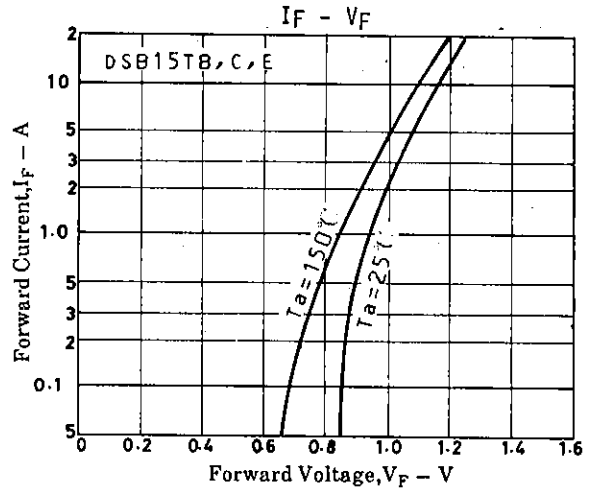
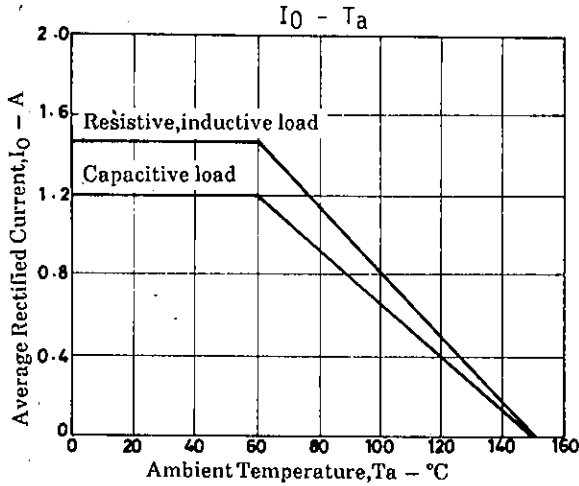
Electrical Characteristics at $T_a = 25^\circ C$

			min	typ	max	unit
Forward Voltage	V_F	$I_F = 1.5A$ (B,C,E)			0.95	V
		$I_F = 1.5A$ (G,J,L)			1.0	V
Reverse Current	I_R	V_R : At each V_{RM}			-10	μA

Package Dimensions 1172
(unit: mm)



DSB15T



- No products described or contained herein are intended for use in surgical implants, life-support systems, aerospace equipment, nuclear power control systems, vehicles, disaster/crime-prevention equipment and the like, the failure of which may directly or indirectly cause injury, death or property loss.
- Anyone purchasing any products described or contained herein for an above-mentioned use shall:
 - ① Accept full responsibility and indemnify and defend SANYO ELECTRIC CO., LTD., its affiliates, subsidiaries and distributors and all their officers and employees, jointly and severally, against any and all claims and litigation and all damages, cost and expenses associated with such use:
 - ② Not impose any responsibility for any fault or negligence which may be cited in any such claim or litigation on SANYO ELECTRIC CO., LTD., its affiliates, subsidiaries and distributors or any of their officers and employees jointly or severally.
- Information (including circuit diagrams and circuit parameters) herein is for example only; it is not guaranteed for volume production. SANYO believes information herein is accurate and reliable, but no guarantees are made or implied regarding its use or any infringements of intellectual property rights or other rights of third parties.