

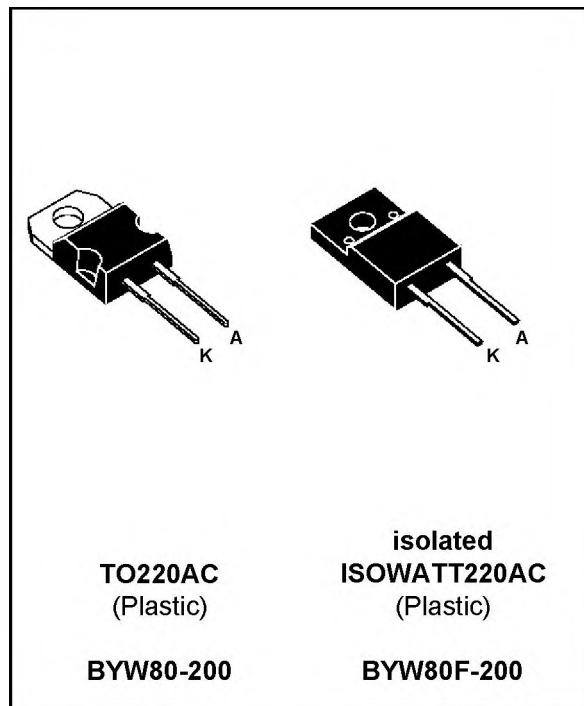
HIGH EFFICIENCY FAST RECOVERY RECTIFIER DIODES

FEATURES

- SUITED FOR SMPS
- VERY LOW FORWARD LOSSES
- NEGLIGIBLE SWITCHING LOSSES
- HIGH SURGE CURRENT CAPABILITY
- HIGH AVALANCHE ENERGY CAPABILITY
- INSULATED VERSION (ISOWATT220AC):
Insulating voltage = 2000 V DC
Capacitance = 12 pF

DESCRIPTION

Single chip rectifier suited for switchmode power supply and high frequency DC to DC converters. Packaged in TO220AC, or ISOWATT220AC this device is intended for use in low voltage, high frequency inverters, free wheeling and polarity protection applications.



ABSOLUTE MAXIMUM RATINGS

| Symbol | Parameter | | Value | Unit | |
|--------------------|---|--------------|---------------------------------|--------------------------------------|---|
| $I_{F(RMS)}$ | RMS forward current | | 20 | A | |
| $I_{F(AV)}$ | Average forward current $\delta = 0.5$ | TO220AC | $T_c=120^\circ\text{C}$ | 10 | A |
| | | ISOWATT220AC | $T_c=95^\circ\text{C}$ | 10 | |
| I_{FSM} | Surge non repetitive forward current | | $t_p=10\text{ms}$ sinusoidal | 100 | A |
| T_{stg} T_j | Storage and junction temperature range | | - 65 to + 150 - 65 to + 150 | $^\circ\text{C}$ $^\circ\text{C}$ | |

| Symbol | Parameter | BYW80-(F) | | | | Unit |
|-----------|---------------------------------|-----------|-----|-----|-----|------|
| | | 50 | 100 | 150 | 200 | |
| V_{RRM} | Repetitive peak reverse voltage | 50 | 100 | 150 | 200 | V |

BYW80(F)

THERMAL RESISTANCE

| Symbol | Parameter | | Value | Unit |
|-----------|------------------|--------------|-------|------|
| Rth (j-c) | Junction to case | TO220AC | 2.5 | °C/W |
| | | ISOWATT220AC | 4.7 | |

ELECTRICAL CHARACTERISTICS STATIC CHARACTERISTICS

| Symbol | Test Conditions | | Min. | Typ. | Max. | Unit |
|-------------------|------------------------|-----------------------------------|------|------|------|------|
| I _R * | T _J = 25°C | V _R = V _{RRM} | | | 10 | μA |
| | T _J = 100°C | | | | 1 | mA |
| V _F ** | T _J = 125°C | I _F = 7 A | | | 0.85 | V |
| | T _J = 125°C | I _F = 15 A | | | 1.05 | |
| | T _J = 25°C | I _F = 15 A | | | 1.15 | |

Pulse test : * tp = 5 ms, duty cycle < 2 %

** tp = 380 μs, duty cycle < 2 %

To evaluate the conduction losses use the following equation :

$$P = 0.65 \times I_{F(AV)} + 0.027 \times I_{F(RMS)}^2$$

RECOVERY CHARACTERISTICS

| Symbol | Test Conditions | | Min. | Typ. | Max. | Unit |
|-----------------|-----------------------|---|------|------|------|------|
| trr | T _J = 25°C | I _F = 0.5A I _R = 1A | | | 25 | ns |
| | | I _F = 1A V _R = 30V | | | 35 | |
| tfr | T _J = 25°C | I _F = 1A V _{FR} = 1.1 x V _F | | 15 | | ns |
| V _{FP} | T _J = 25°C | I _F = 1A | | 2 | | V |

Fig.1 : Average forward power dissipation versus average forward current.

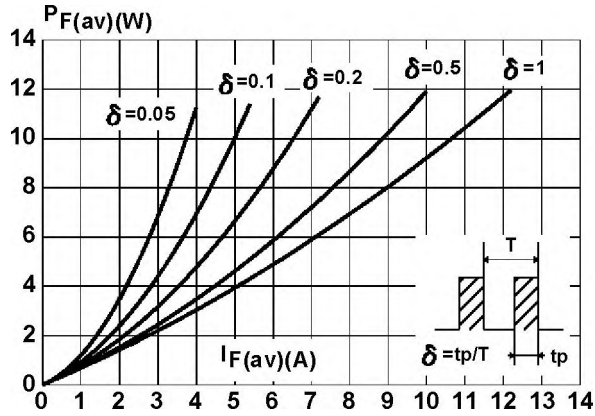


Fig.2 : Peak current versus form factor.

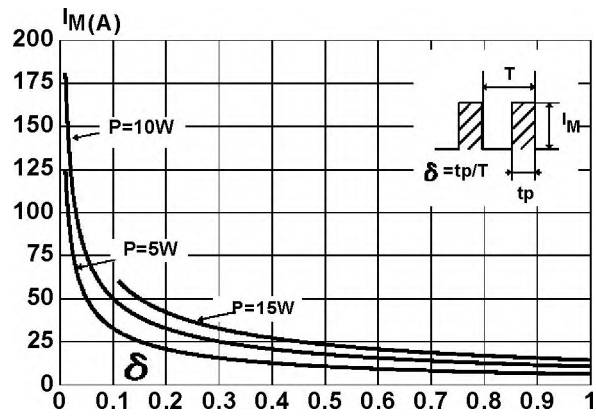


Fig.3 : Forward voltage drop versus forward current (maximum values).

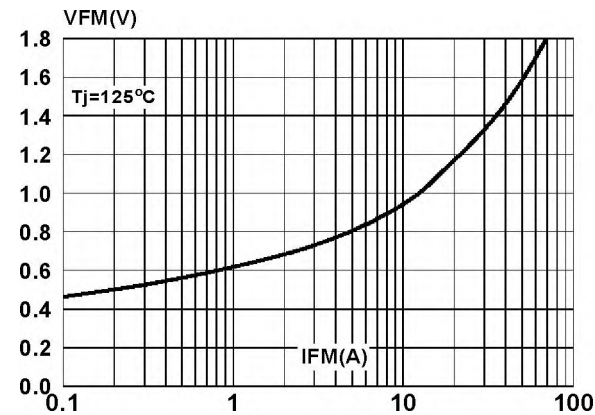


Fig.4 : Relative variation of thermal impedance junction to case versus pulse duration. (TO220AC)

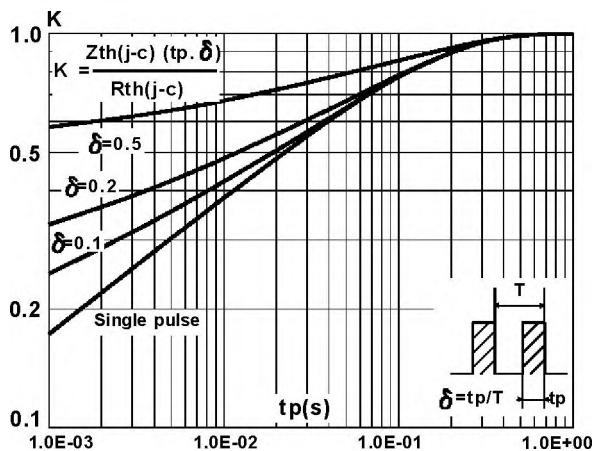
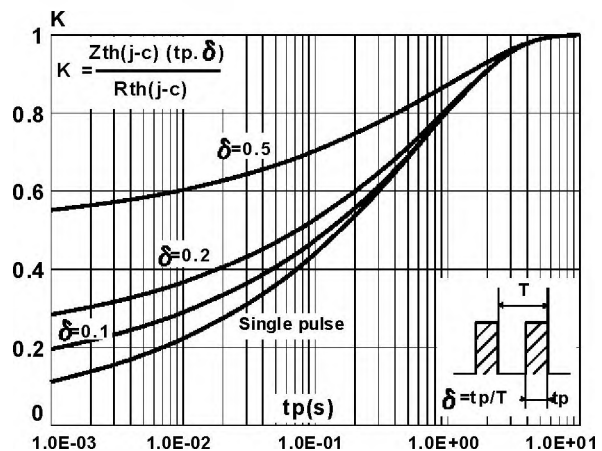


Fig.5 : Relative variation of thermal impedance junction to case versus pulse duration. (ISOWATT220AC)



BYW80(F)

Fig.6 : Non repetitive surge peak forward current versus overload duration. (TO220AC)

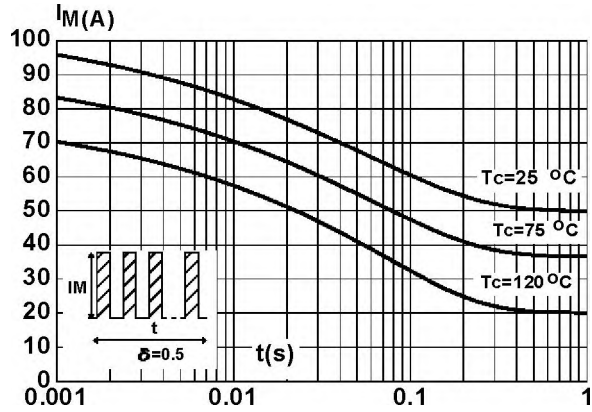


Fig.7 : Non repetitive surge peak forward current versus overload duration. (ISOWATT220AC)

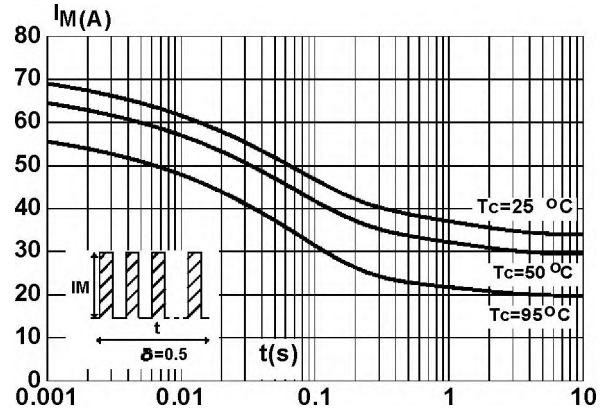


Fig.8 : Average current versus ambient temperature. (duty cycle : 0.5) (TO220AC)

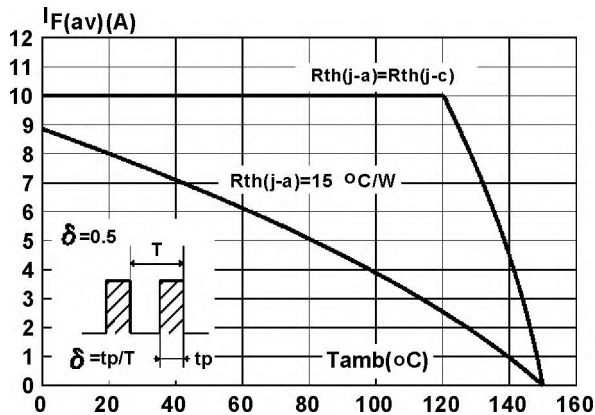


Fig.9 : Average current versus ambient temperature. (duty cycle : 0.5) (ISOWATT220AC)

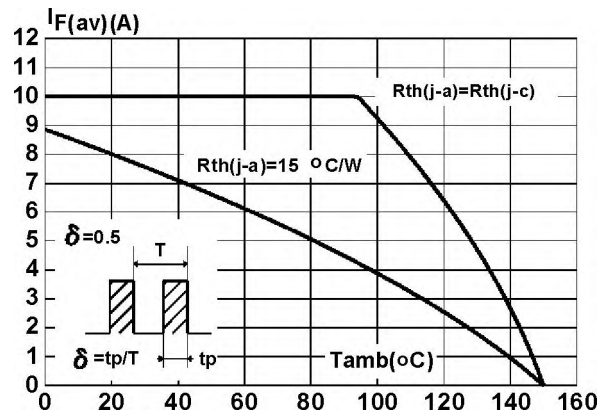


Fig.10 : Junction capacitance versus reverse voltage applied (Typical values).

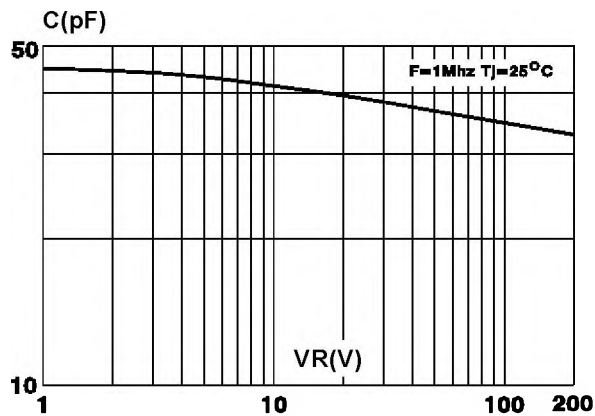


Fig.11 : Recovery charges versus dI_F/dt .

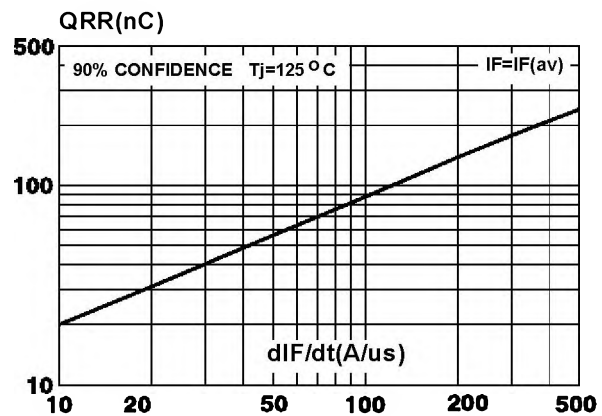


Fig.12 : Peak reverse current versus dIF/dt.

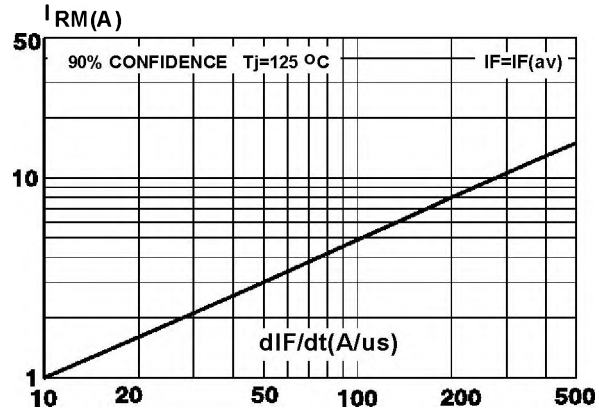
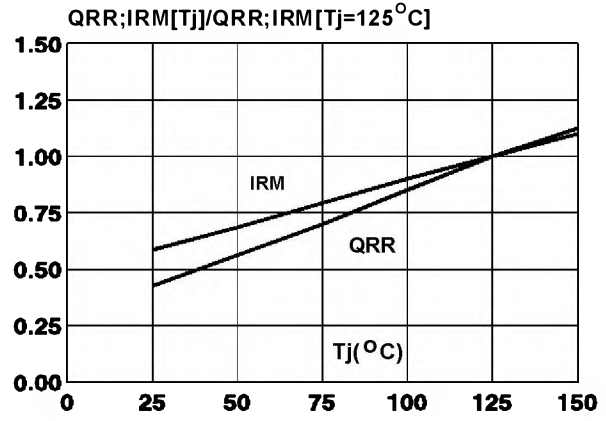
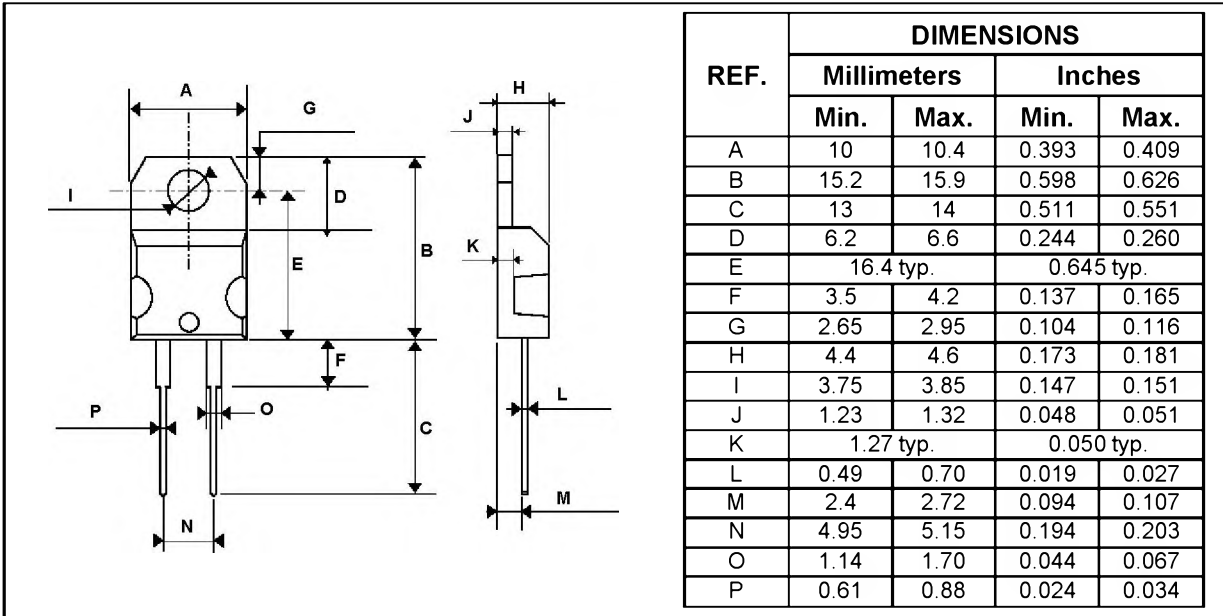


Fig.13 : Dynamic parameters versus junction temperature.



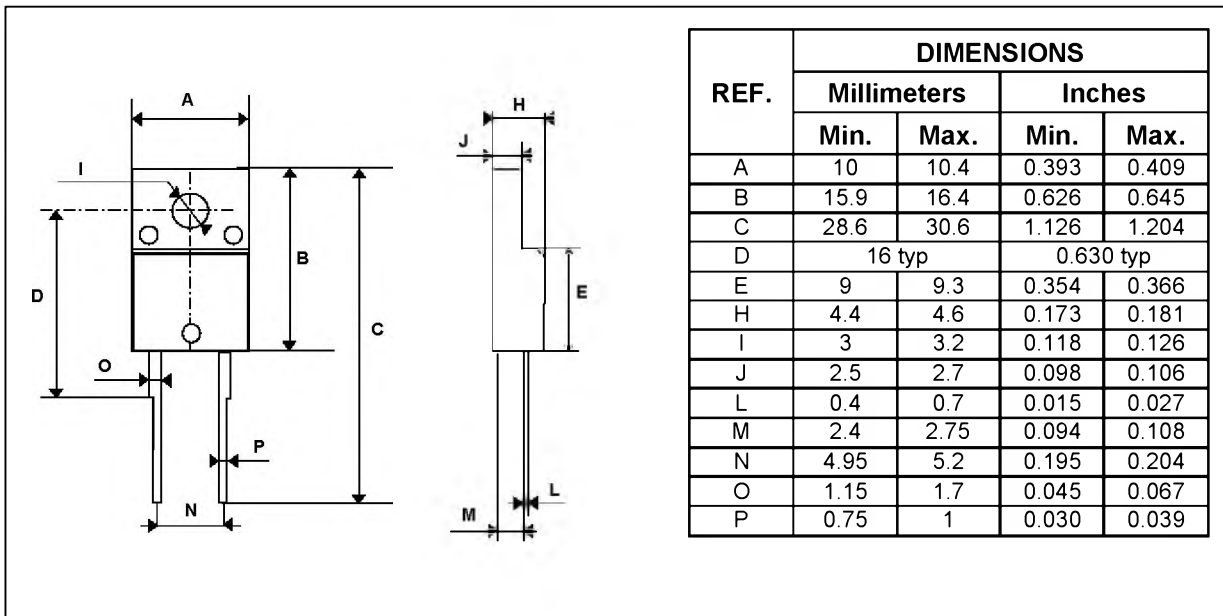
BYW80(F)

PACKAGE MECHANICAL DATA TO220AC (JEDEC outline)



Cooling method : C
 Marking : Type number
 Weight : 1.9 g
 Recommended torque value : 0.8m.N
 Maximum torque value : 1.0m.N

PACKAGE MECHANICAL DATA ISOWATT220AC (JEDEC outline)



Cooling method : C
 Marking : Type number
 Weight : 2 g
 Recommended torque value : 0.55m.N
 Maximum torque value : 0.70m.N

Information furnished is believed to be accurate and reliable. However, SGS-THOMSON Microelectronics assumes no responsibility for the consequences of use of such information nor for any infringement of patents or other rights of third parties which may result from its use. No license is granted by implication or otherwise under any patent or patent rights of SGS-THOMSON Microelectronics. Specifications mentioned in this publication are subject to change without notice. This publication supersedes and replaces all information previously supplied. SGS-THOMSON Microelectronics products are not authorized for use as critical components in life support devices or systems without express written approval of SGS-THOMSON Microelectronics.

© 1994 SGS-THOMSON Microelectronics - All Rights Reserved

Purchase of I²C Components by SGS-THOMSON Microelectronics, conveys a licence under the Philips I²C Patent. Rights to use these components in an I²C system, is granted provided that the system conforms to the I²C Standard Specification as defined by Philips.

SGS-THOMSON Microelectronics GROUP OF COMPANIES
Australia - Brazil - France - Germany - Hong Kong - Italy - Japan - Korea - Malaysia - Malta - Morocco - The Netherlands -
Singapore - Spain - Sweden - Switzerland - Taiwan - Thailand - United Kingdom - U.S.A