

Programmable Media Processor

TriMedia™ TM-1000



FEATURES

- + Processes audio, video, graphics, and communications datastreams on a single chip
- + Powerful, fine-grain parallel, 100 MHz VLIW CPU with separate instruction and data caches
- + Independent, DMA-driven multimedia I/O units to format data and multimedia coprocessors to offload the TriMedia CPU of specific multimedia algorithms
- + High-performance bus and memory system to manage communication between TriMedia processing units
- + Instruction set includes RISC, multimedia, SIMD-type DSP, and IEEE-compliant floating point operations
- + Robust software development tools and libraries that enable multimedia application development entirely in C/C++ programming languages
- + Configurable for standalone and plug-in card applications in consumer electronics and PC products

The TriMedia™ TM-1000 is a general-purpose microprocessor for real-time processing of audio, video, graphics, and communications datastreams. In a single chip, TM-1000 combines an ultra-high performance, low cost CPU with a full complement of I/O and coprocessing peripheral units.

In consumer electronics appliances and personal computing products, the TM-1000 media processor performs multimedia functions with the advantages of special-purpose, embedded DSP solutions — low cost and single-chip packaging — and the programmability of general-purpose CPUs. It improves time-to-market through high-level C/C++ language programmability and delivers throughput of up to four billion operations per second.

MULTIMEDIA APPLICATIONS

TM-1000 is an ideal building block for any multimedia application that requires processing of video, audio, graphics, and communications datastreams. It is well suited for applications ranging from single-purpose systems such as videophones, to reprogrammable, multipurpose devices such as set-top boxes or web browsers.

TM-1000 easily implements popular multimedia standards such as MPEG-1 and MPEG-2, but its orientation around a powerful, programmable general-purpose CPU makes it capable of a variety of multimedia algorithms, whether open or proprietary.

HARNESSING THE POWER OF VLIW

TM-1000 delivers top performance through its elegant implementation of a fine-grain parallel architecture known as very-long instruction word, or VLIW. Unique to the TriMedia processor's VLIW implementation, parallelism is optimized at compile time by the TriMedia compilation system. No specialized scheduling hardware is required to parallelize code during execution. Hardware saved by eliminating complex scheduling logic reduces cost and allows the integration of multimedia-specific features.

With the capacity to pack multiple operations into one VLIW instruction and 27 functional units in which to process them, TM-1000 can execute up to five operations in parallel with each clock cycle. Such parallel processing is an ideal complement to the inherently parallel nature of multimedia applications.

Another key contributor to TM-1000's top performance is its use of conditional execution. During program creation, an instruction scheduler adds conditional code to each operation to enable guarded execution — a technique that increases fine-grain parallelism and significantly decreases code branching and execution time.


Let's make things better.



PHILIPS

TM-1000 a single-chip multimedia workhorse

First in the family of TriMedia processors, the TM-1000 is more than just an integrated micro-processor with unusual peripherals. It is a fluid single-chip computer system controlled by a small real-time operating system kernel running on a VLIW CPU.



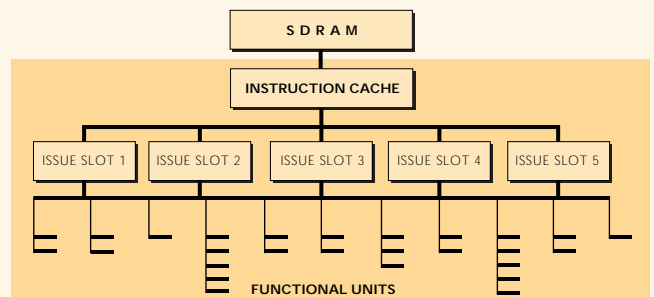
PROGRAMMABLE VLIW CPU

At the heart of the TM-1000 is a powerful DSP-like, 32-bit CPU core. Its VLIW architecture utilizes a five-issue-slot engine. Parallelism is achieved by simultaneously targeting up to five of the 27 pipelined functional units in the TM-1000 processor within one clock cycle. The most common operations have their results available in one clock cycle; more complex operations have multi-cycle latencies.

Functional units include integer and floating-point arithmetic units and data-parallel DSP-like units. They can access 128 fully general-purpose, 32-bit registers during execution. The registers are not separated into banks; any operation can use any register for any operand.

TM-1000's instruction set includes common RISC operations, special DSP operations that perform powerful SIMD functions, custom multimedia functions, and a full complement of 32-bit, IEEE-compliant, floating point operations. Both big and little endian byte ordering are supported.

The TriMedia CPU provides special support for instruction and data breakpoints, useful in debugging and program development.



TRIMEDIA INSTRUCTION EXECUTION

TM-1000's unique VLIW CPU utilizes separate instruction and data caches, five issue slots, 27 pipelined functional units, and 128 general-purpose, 32-bit registers to process up to five operations in one clock cycle.

DEDICATED INSTRUCTION AND DATA CACHE

TM-1000's CPU is supported by separate, dedicated on-chip data and instruction caches. To improve cache behavior and performance, both caches have a locking mechanism. Cache coherency is maintained by software.

Data cache is dual-ported to allow two simultaneous accesses. It is non-blocking, thus handling cache misses and CPU cache accesses can proceed simultaneously. Early restart techniques reduce read-miss latency. Background copyback reduces CPU stalls. Partial word (8-bit and 16-bit) memory operations are supported.

To reduce internal bus bandwidth requirements, instructions in main memory and cache use a compressed format. Instructions are decompressed in the instruction cache decompression unit before being processed by the CPU.

No external second-level cache is required to deliver media performance an order of magnitude more than x86 processors.

GLUELESS MEMORY SYSTEM INTERFACE

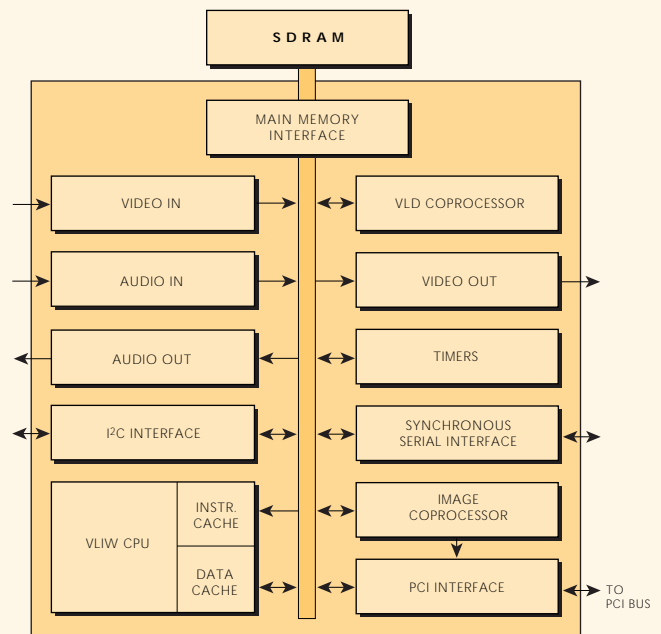
The TM-1000 memory system balances cost and performance by coupling substantial on-chip caches with a glueless interface to synchronous DRAM (SDRAM). Higher bandwidth SDRAM permits the TM-1000 to use a narrower and simpler interface than would be required to achieve similar performance with standard DRAM.

TM-1000's memory interface provides sufficient drive capacity for an up to 100-MHz, 8-MB memory system (four 2Mx8 SDRAMs). Larger memories can be implemented by using lower memory system clock frequencies or external buffers. Programmable speed ratios allow SDRAM to have a different clock speed than the TM-1000 CPU. Support for a variety of memory types, speeds, bus widths, and off-chip bank sizes allow a range of TM-1000-based systems to be configured.

HIGH-SPEED INTERNAL BUS (DATA HIGHWAY)

TM-1000's internal bus, or data highway, connects all internal function units together and provides access to control registers in each function unit, to external SDRAM, and to the external PCI bus. It consists of separate 32-bit data and address buses; bus transactions use a block transfer protocol. On-chip peripheral units and coprocessors can be masters or slaves on the bus. Programmable bandwidth allocation enables the data highway to maintain real-time responsiveness in a variety of applications.

Unique to the TriMedia processor's VLIW implementation, parallelism is optimized at compile time by the TriMedia compilation system.




TM-1000 ARCHITECTURE

On a single chip, the TM-1000 incorporates a powerful VLIW CPU and peripherals to accelerate processing of audio, video, graphics, and communications data.

Multimedia I/O and coprocessing units

To streamline data throughput, TM-1000 incorporates independent DMA-driven multimedia I/O and coprocessing units. These on-chip units manage input, output, and formatting of video, audio, graphics, and communications datastreams and perform operations specific to key multimedia algorithms.



VIDEO INPUT

The video input (VI) unit reads digital video from an off-chip source, demultiplexes the YUV data, subsamples as needed, and writes it to SDRAM. Input is accepted from any CCIR656-compliant device that outputs 8-bit parallel, 4:2:2 YUV time-multiplexed video data at up to 19 Mpix/sec. Such devices include digital video camera systems (which can connect gluelessly to TM-1000) or devices connected through ECL-level converters to the standard D1 parallel interface.

When needed, the VI unit can be programmed to perform on-the-fly 2X horizontal resolution subsampling. This enables high-resolution images (640- or 720-pixels/line) to be captured and converted to 320- or 360-pixels/line without burdening the CPU. When lower resolution video is eventually desirable, performing subsampling during data capture can drastically reduce initial storage and bus bandwidth requirements.

Useful in multiprocessor designs, the VI unit can also be used to receive raw data and unidirectional messages from another TM-1000's video out port at up to 38 MB/sec.

VIDEO OUTPUT

Essentially, the TM-1000 video out (VO) unit performs the inverse function of the VI unit. The VO generates an 8-bit, multiplexed YUV datastream by gathering bits from the separate Y, U, and V data structures in SDRAM. It performs any programmed processing tasks then outputs digital video data to off-chip video subsystems such as a digital video encoder chip, digital video recorder, or other CCIR656-compatible device. The VO unit outputs continuous digital video in arbitrary formats including PAL or NTSC at up to 40 Mpix/sec.

While generating the multiplexed stream, the VO unit can provide optional horizontal 2X upscaling. For simultaneous display of pixel graphics and live video, it can also generate sophisticated graphics overlays with alpha blending of arbitrary size and position within the output image.

The VO unit can either supply or receive video clock and/or synchronizing signals from the external interface. Clock and timing registers can be precisely controlled through programmable registers. Programmable interrupts and dual buffers facilitate continuous data streaming by allowing the CPU to set up a buffer while another is being emptied by the VO unit.

Like the VI unit, the VO unit can also be used to pass raw data and unidirectional messages from one TM-1000 to another.

AUDIO INPUT AND AUDIO OUTPUT

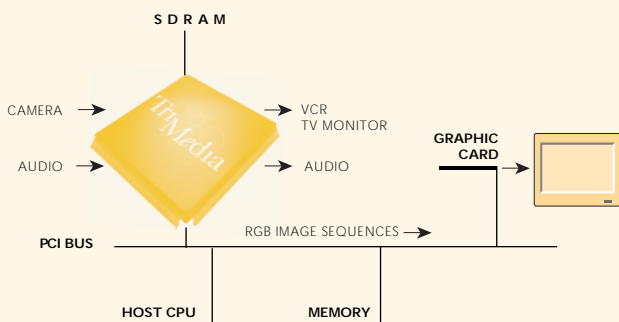
The TM-1000 incorporates audio input (AI) and audio output (AO) units which use autonomous DMA to service datastreams required by common serial audio DAC and ADC chips. Both units support glueless I/O of stereo 16-bit audio data at sample rates up to 100 kHz. A small amount of glue logic enables output of up to eight channels. The audio interfaces are highly programmable, providing adaptability to custom protocols and future standards.

TM-1000's audio interfaces can be programmed to provide the master clock to over-sampled ADCs and DACs. The clock generated on chip can be controlled with a resolution of .0006 ppm. This high resolution gives programmers subtle control over sampling frequency allowing them to simplify the synchronization algorithms required in complex multimedia systems.

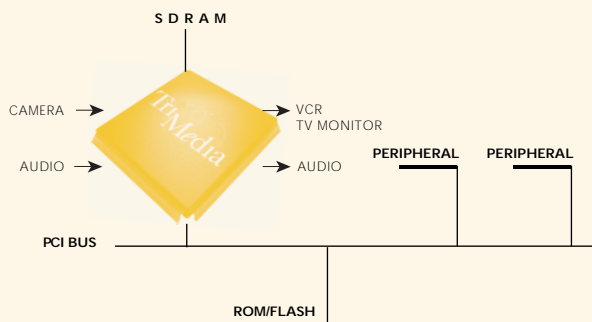
IMAGE COPROCESSOR

The image coprocessor (ICP) offloads the TriMedia CPU of image processing and manipulation tasks such as copying an image from SDRAM to a host's video frame buffer. It can operate as either a memory-to-memory or a memory-to-PCI coprocessor device. In memory-to-memory mode, the ICP can perform horizontal or vertical image filtering and scaling. In memory-to-memory and memory-to-PCI modes, it can perform horizontal scaling and filtering followed by YUV to RGB color-space conversion for screen display.

HOST-ASSISTED COPROCESSOR



STANDALONE



The first member of the TriMedia family, the TM-1000 is designed for use both as a coprocessor in a PC-hosted environment and the sole CPU in standalone systems.

The ICP also provides display support for live video in overlapping windows, the number and sizes of which are limited only by bandwidth. The final resampled and converted image pixels are transmitted over the PCI bus to an optional off-chip graphics card/frame buffer.

VARIABLE LENGTH DECODER

TM-1000's variable length decoder (VLD) offloads the processing-intensive task of decoding Huffman-encoded video datastreams such as MPEG-1 and MPEG-2. The lower bit rate required by videoconferencing applications can be adequately handled by the TriMedia CPU without the coprocessor.

I²C INTERFACE

TM-1000's I²C interface enables inter-chip connection to and control of other I²C devices. This allows TM-1000 to configure and inspect status of peripheral video devices such as video decoders and encoders and some camera types. It is also used at boot time to read the boot program from the EPROM.

SYNCHRONOUS SERIAL INTERFACE

TM-1000's synchronous serial interface (SSI) provides serial access for a variety of multimedia applications, such as video phones or videoconferencing, and for general data communications in PC systems.

The SSI contains all the buffers and logic necessary to interface with simple analog modem front ends. When combined with the TriMedia V.34 software library, the SSI provides fully V.34-compliant modem capability. The TriMedia CPU performs the data pump, fax protocols, AT command handling, and error correction/detection. Alternatively, the TM-1000 SSI can connect to an ISDN interface chip to provide advanced digital modem capabilities.

TIMERS

The TM-1000 contains four timers: three are available to programmers, the fourth is reserved for the system.

HIGH-SPEED PCI BUS INTERFACE

TM-1000's PCI interface connects the VLIW CPU and on-chip I/O and coprocessing units to a PCI bus. In PC-based applications, TM-1000 can gluelessly interface to the standard PCI bus, allowing it to be placed directly on the PC mainboard or on a plug-in card. In embedded applications where TM-1000 is the main processor, the PCI bus can be used to interface to peripheral devices that implement functions not provided by on-chip peripherals.

By enabling development of multimedia applications entirely in the C and C++ programming languages, the SDE dramatically lowers development costs, reduces time-to-market, and ensures code portability to next generation architecture.



UPWARD COMPATIBILITY

TM-1000 is the first member of a family of chips that will carry investments in C/C++ media software forward in time. Software compatibility between family members is defined at the source code level, giving Philips the freedom to strike the optimum balance between cost and performance for all the chips in the TriMedia family. Powerful compilers ensure that programmers never need to resort to non-portable assembler programming.

ROBUST SOFTWARE ENVIRONMENT

The TriMedia software development environment (SDE) includes a full suite of system software tools to compile and debug code, analyze and optimize performance, and simulate execution for the TM-1000 processor. By enabling development of multimedia applications entirely in the C and C++ programming languages, the SDE dramatically lowers development costs, reduces time-to-market, and ensures code portability to next generation architecture.

TriMedia software libraries shortcut development of many applications by providing a variety of standards-compliant algorithms to handle multimedia data. These C-callable routines are optimized for top performance on the TriMedia architecture and include such functions as MPEG-1 and MPEG-2 decode, V.34 modem, H.32x videoconferencing, audio synthesis, 2D graphics, and more.

TRIMEDIA SPECIAL, C-CALLABLE OPERATIONS

In addition to standard RISC and 32-bit floating point operations, the TriMedia instruction set includes highly parallelized custom and multimedia operations that accelerate the performance of SIMD (single instruction, multiple data) computations and saturation arithmetic common in multimedia applications. These DSP-like special operations are invoked with familiar function-call syntax consistent with the C programming language. They are automatically scheduled to take full advantage of the TM-1000's highly parallel VLIW implementation.

TRIMEDIA REAL-TIME OPERATING SYSTEM KERNELS

For multimedia applications requiring system resource and task management, the TM-1000 media processor supports the pSOS+™ (single processor) or pSOS+m™ (multiprocessor) embedded real-time operating system kernels. Developed by Integrated Systems, Inc. (ISI), the pSOS+ kernels are based on open system standards and are optimized to deliver the deterministic response essential for multimedia applications.

TM-1000 Specifications

CENTRAL PROCESSING UNIT

Clock Speed	100 MHz
Instruction Length	variable (2 to 23 bytes); compressed
Instruction Set	RISC ops.; load/store ops.; special multimedia and DSP ops.; IEEE-compliant floating pt. ops.
Issue Slots	5
Functional Units	27, pipelined <i>Name/quantity/latency/recovery</i> constant/5/1/1 integer ALU/5/1/1 memory load/store/2/3/1 shift/2/1/1 DSPALU/2/2/1 DSP multiply/2/3/1 branch/3/3/1 float ALU/2/3/1 integer/float mul./2/3/1 float compare/1/1/1 float sqrt./divide/1/17/16
Registers	128, 32-bit length
Special Operations	total number: 37 functions: DSP, multimedia, SIMD

MEMORY SYSTEM

Speed	66/80/100 MHz
CPU/Memory Speed Ratios	programmable: 1:1, 5:4, 4:3, 3:2, and 2:1
Off-chip Banks	up to four
Devices Supported	SDRAM (x4, x8, x16); SGRAM (x32)
Width	32-bit bus
Memory Size	512 KB to 64 MB
Bandwidth	400 MB/sec (32-bit width at 100 MHz)
Interface	glueless up to 4 chips at 100MHz; more chips with slower clock and/or external buffers
Signal Levels	3.3 V LVTTTL

CACHES

Data	16 KB, 8-way set-associative with LRU replacement
Instruction	32 KB, 8-way set-associative with LRU replacement

INTERNAL DATA HIGHWAY

Protocol	64-byte block-transfer separate 32-bit data and 32-bit address buses
-----------------	---

PCI INTERFACE

Speed	33 MHz
Bus Width	32-bit
Address Space	32 bits (4 GB)
Voltage	drive and receive at 3.3V or 5V
Standard Compliance	PCI Local Bus Specification Rec 2.1

VIDEO IN

Supported Signals	CCIR 656 8-bit video up to 19 Mpix/sec raw 8-10-bit data up to 38 MB/sec
Image Sizes	all sizes, subject to sample rate

VIDEO OUT

Image Sizes	flexible, including CCIR601; maximum 4K x 4K pixels (subject to 80 MB/sec data rate)
Input Formats	YUV 4:2:2, YUV 4:2:0
Output Format	YUV 4:2:2 in CCIR656 format
Clock Rates	programmable (4-80 MHz), typically 27 MB/sec (13.5 Mpixels/sec for NTSC, PAL)
Transfer Speeds	80 MB/sec in data-streaming and message passing modes; 40 Mpix/sec in YUV 4:2:2 mode

AUDIO IN/AUDIO OUT

Sample Size	8- or 16-bit
Sample Rates	0 to 100 kHz, programmable with 0.0006 ppm resolution
Clock Source	internal or external
Number of Channels	2 input; 8 output
Native Protocol	I ² S and other serial 3-wire protocols

IMAGE COPROCESSOR

Functions	horizontal or vertical scaling and filtering of individual Y, U, or V horizontal scaling and filtering with color conversion and overlay: <ul style="list-style-type: none">- YUV to RGB- RGB overlay and alpha blending- bit mask blanking
Scaling	programmable scale factor (0.2X to 10X)
Filter	32-polyphase, each instance 5-tap, fully programmable filter coefficients
Performance	horizontal scaling and filtering: 80 MB/sec vertical scaling and filtering: 30 MB/sec horizontal scaling and filtering with color conversion: 33 Mpixels/sec peak for RGB output; 50 Mpixels/sec peak for YUV 4:2:2 output

I²C INTERFACE

Supported Modes	single master only
Addressing	7- and 10-bit
Rates	Up to 400 kbps
External Interface	2 pins

SYNCHRONOUS SERIAL INTERFACE

Data Formats	variable slots/frame
External Interface	6 pins (2 can be used for tip and ring for phone connections) compatible with a majority of telecom devices can be configured with multiple chips
Frame Synch	external or internal
Clock Source	separate transmit, receive, frame synch transmit/receive clocks external source automatic frame synch error detection settable edge polarity for transmit, receive, and frame synch

PHYSICAL

Process	C75:CMOS 0.35 micron; 4-layer metal
Packaging	MQUAD
Number of Pins	240
Power	supply: 3.3 V +/- 5% dissipation: 4W (typical) management: dynamic standby <200 mW

FOR MORE INFORMATION CONTACT:

PHILIPS SEMICONDUCTORS TRIMEDIA BUSINESS LINE
811 EAST ARQUES AVENUE M/S 71, SUNNYVALE CA 94088-3409
PH 800-914-9239 (NORTH AMERICA), 408-991-3838 (WORLDWIDE)
FX 408-991-3300, E-MAIL info@trimedia.sv.sc.philips.com
WEBSITE www.trimedia.philips.com

Philips Semiconductors - a worldwide company

Argentina: see South America
Australia: Tel. +61 2 9805 4455 Fax. +61 2 9805 4466
Austria: Tel. +43 1 60 1010, Fax. +43 1 60 101 1210
Belarus: Tel. +375 172 200 733, Fax. +375 172 200 773
Belgium: see The Netherlands
Brazil: see South America
Bulgaria: Tel. +359 2 689 211, Fax. +359 2 689 102
Canada: Tel. +1 800 234 7381
China/Hong Kong: Tel. +852 2319 7888, Fax. +852 2319 7700
Colombia: see South America
Czech Republic: see Austria
Denmark: Tel. +45 32 88 2636, Fax. +45 31 57 0044
Finland: Tel. +358 9 615800, Fax. +358 9 61580920
France: Tel. +33 1 40 99 6161, Fax. +33 1 40 99 6427
Germany: Tel. +49 40 23 53 60, Fax. +49 40 23 536 300
Greece: Tel. +30 1 4894 339/239, Fax. +30 1 4814 240
Hungary: see Austria
India: Tel. +91 22 493 8541, Fax. +91 22 493 0966
Indonesia: see Singapore
Ireland: Tel. +353 1 7640 000, Fax. +353 1 7640 200
Israel: Tel. +972 3 645 0444, Fax. +972 3 649 1007
Italy: Tel. +39 2 6752 2531, Fax. +39 2 6752 2557
Japan: Tel. +81 3 3740 5130, Fax. +81 3 3740 5077
Korea: Tel. +82 2 709 1412, Fax. +82 2 709 1415
Malaysia: Tel. +60 3 750 5214, Fax. +60 3 757 4880
Mexico: Tel. +9-5 800 234 7381
Middle East: see Italy
Netherlands: Tel. +31 40 27 82785, Fax. +31 40 27 88399
New Zealand: Tel. +64 9 849 4160, Fax. +64 9 849 7811
Norway: Tel. +47 22 74 8000, Fax. +47 22 74 8341
Philippines: Tel. +63 2 816 6380, Fax. +63 2 817 3474
Poland: Tel. +48 22 612 2831, Fax. +48 22 612 2327
Portugal: see Spain
Romania: see Italy
Russia: Tel. +7 095 755 6918, Fax. +7 095 755 6919
Singapore: Tel. +65 350 2538, Fax. +65 251 6500
Slovakia: see Austria
Slovenia: see Italy
South Africa: Tel. +27 11 470 5911, Fax. +27 11 470 5494
South America: Tel. +55 11 821 2333, Fax. +55 11 821 2382
Spain: Tel. +34 3 301 6312, Fax. +34 3 301 4107
Sweden: Tel. +46 8 632 2000, Fax. +46 8 632 2745
Switzerland: Tel. +41 1 488 2686, Fax. +41 1 488 3263
Taiwan: Tel. +886 2 2134 2865, Fax. +886 2 2134 2874
Thailand: Tel. +66 2 745 4090, Fax. +66 2 398 0793
Turkey: Tel. +90 212 279 2770, Fax. +90 212 282 6707
Ukraine: Tel. +380 44 264 2776, Fax. +380 44 268 0461
United Kingdom: Tel. +44 181 730 5000, Fax. +44 181 754 8421
United States: Tel. +1 800 234 7381
Uruguay: see South America
Vietnam: see Singapore
Yugoslavia: Tel. +381 11 625 344, Fax. +381 11 635 777

For all other countries apply to: Philips Semiconductors, International Marketing & Sales Communications, Building BE-p, P.O. Box 218, 5600 MD EINDHOVEN, The Netherlands, Fax. +31 40 27 24825

Internet: <http://www.semiconductors.philips.com>

© Philips Electronics N.V. 1998

SCS57

The PHILIPS wordmark and shield are trademarks of Philips Electronics N.V. TriMedia and TriMedia & design are trademarks of Philips Electronics North America Corporation. pSOS+, and pSOS+m are trademarks of Integrated Systems, Inc. Other brands and product names are trademarks of their respective owners.

All rights are reserved. Reproduction in whole or in part is prohibited without the prior written consent of the copyright owner.

The information presented in this document does not form part of any quotation or contract, is believed to be accurate and reliable and may be changed without notice. No liability will be accepted by the publisher for any consequence of its use. Publication thereof does not convey nor imply any license under patent- or other industrial or intellectual property rights.

Printed in The Netherlands. Date of release: March 1998
Document order number: 9397 750 03407

Let's make things better.



PHILIPS