


# FJE3303

## High Voltage Fast-Switching NPN Power Transistor

- High Voltage Capability
- High Switching Speed
- Suitable for Electronic Ballast and Switching Regulator



### Absolute Maximum Ratings T<sub>C</sub> = 25°C unless otherwise noted

Symbol	Parameter	Value	Units
V <sub>CBO</sub>	Collector-Base Voltage	700	V
V <sub>CEO</sub>	Collector-Emitter Voltage	400	V
V <sub>EBO</sub>	Emitter-Base Voltage	9	V
I <sub>C</sub>	Collector Current (DC)	1.5	A
I <sub>CP</sub>	Collector Current (Pulse) *	3	A
I <sub>B</sub>	Base Current (DC)	0.75	A
I <sub>BP</sub>	Base Current (Pulse) *	1.5	A
P <sub>C</sub>	Collector Dissipation (T <sub>C</sub> = 25°C)	20	W
T <sub>J</sub>	Junction Temperature	150	°C
T <sub>STG</sub>	Storage Temperature	-65 ~ 150	°C

\* Pulse Test: Pulse Width = 5ms, Duty Cycle ≤ 10%

## Electrical Characteristics T<sub>C</sub> = 25°C unless otherwise noted

Symbol	Parameter	Conditions	Min.	Typ.	Max	Units
BV <sub>CBO</sub>	Collector-Base Breakdwon Voltage	I <sub>C</sub> = 500μA, I <sub>E</sub> = 0	700			V
BV <sub>CEO</sub>	Collector-Emitter Breakdown Voltage	I <sub>C</sub> = 5mA, I <sub>B</sub> = 0	400			V
BV <sub>EBO</sub>	Emitter-Base Breakdown Voltage	I <sub>E</sub> = 500μA, I <sub>C</sub> = 0	9			V
I <sub>CBO</sub>	Collector Cut-off Current	V <sub>CB</sub> = 700V, I <sub>E</sub> = 0			10	μA
I <sub>EBO</sub>	Emitter Cut-off Current	V <sub>EB</sub> = 9V, I <sub>C</sub> = 0			10	μA
h <sub>FE1</sub> h <sub>FE2</sub>	DC Current Gain *	V <sub>CE</sub> = 2V, I <sub>C</sub> = 0.5A V <sub>CE</sub> = 2V, I <sub>C</sub> = 1.0A	8 5		21	
V <sub>CE(sat)</sub>	Collector-Emitter Saturation Voltage	I <sub>C</sub> = 0.5A, I <sub>B</sub> = 0.1A I <sub>C</sub> = 1.0A, I <sub>B</sub> = 0.25A I <sub>C</sub> = 1.5A, I <sub>B</sub> = 0.5A			0.5 1.0 3.0	V V V
V <sub>BE(sat)</sub>	Base-Emitter Saturation Voltage	I <sub>C</sub> = 0.5A, I <sub>B</sub> = 0.1A I <sub>C</sub> = 1.0A, I <sub>B</sub> = 0.25A			1.0 1.2	V V
f <sub>T</sub>	Current Gain Bandwidth Product	V <sub>CE</sub> = 10V, I <sub>C</sub> = 0.1A	4			MHz
C <sub>ob</sub>	Output Capacitance	V <sub>CB</sub> = 10V, f = 0.1MHz		21		pF
t <sub>ON</sub>	Turn On Time	V <sub>CC</sub> = 125V, I <sub>C</sub> = 1A I <sub>B1</sub> = 0.2A, I <sub>B2</sub> = -0.2A R <sub>L</sub> = 125Ω			1.1	μs
t <sub>STG</sub>	Storage Time				4.0	μs
t <sub>F</sub>	Fall Time				0.7	μs

\* Pulse Test: PW ≤ 300μs, Duty Cycle ≤ 2%

## h<sub>FE</sub> Classification

Classification	H1	H2
h <sub>FE1</sub>	8 ~ 16	14 ~ 21

## Typical Performance Characteristics

Figure 1. Static Characteristic

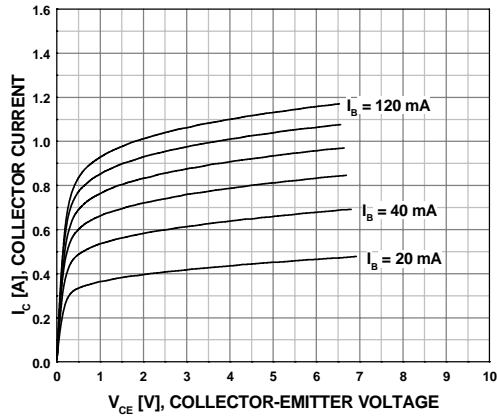


Figure 2. DC Current Gain

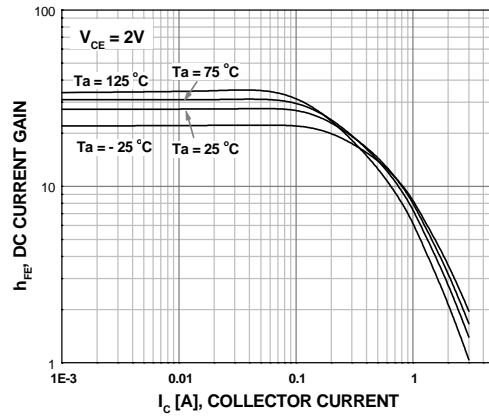


Figure 3. Collector-Emitter Saturation Voltage

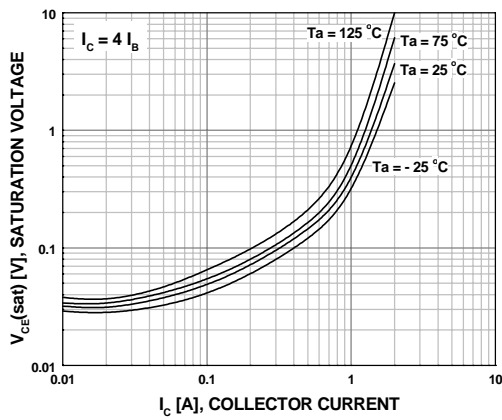


Figure 4. Base-Emitter Saturation Voltage

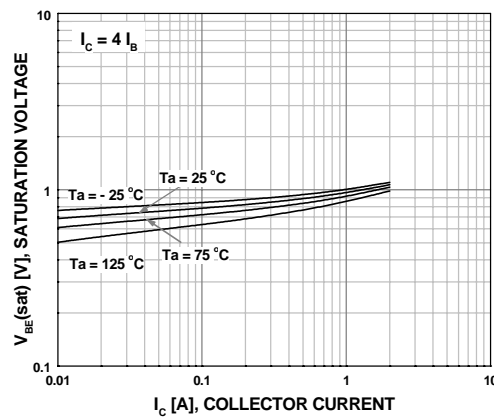


Figure 5. Resistive Load Switching Time

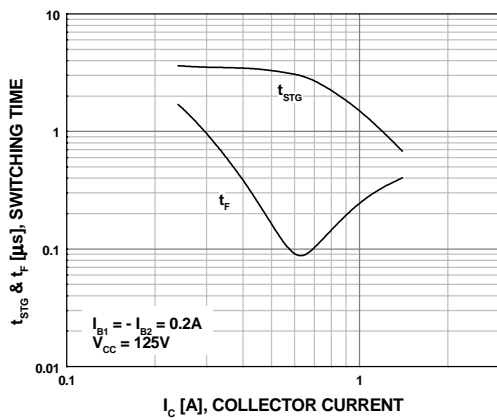
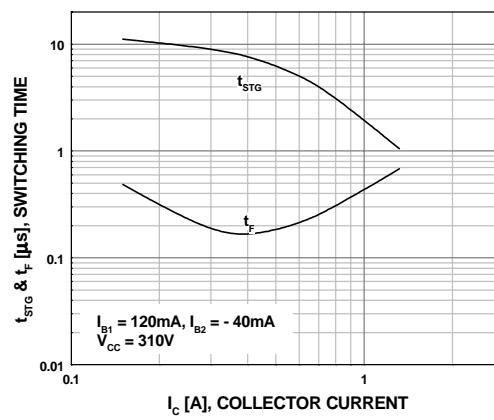
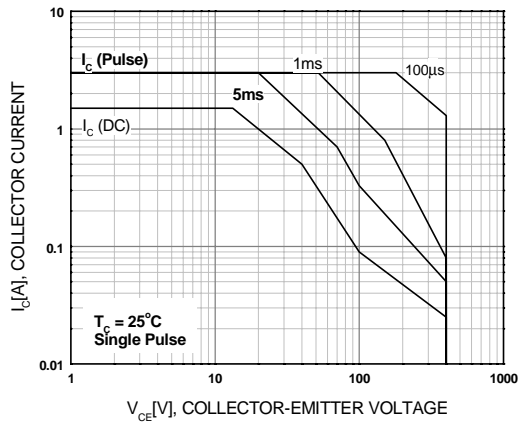


Figure 6. Resistive Load Switching Time

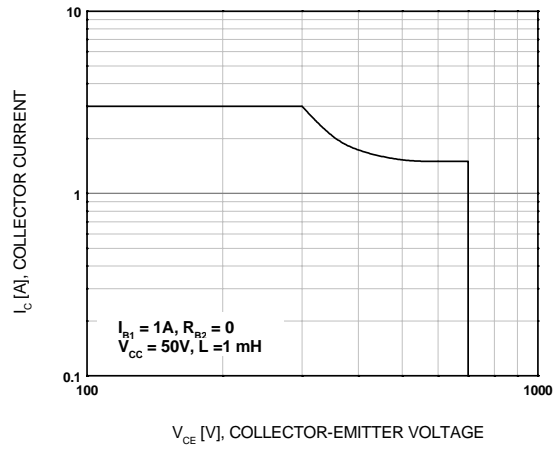


**Typical Performance Characteristics** (Continued)

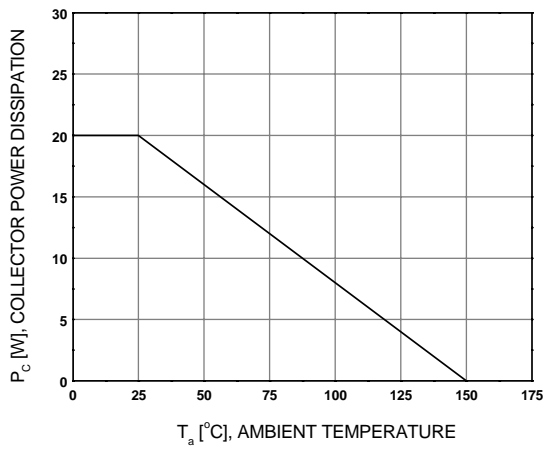
**Figure 7. Forward Biased Safe Operating Area**



**Figure 8. Reverse Biased Safe Operating Area**

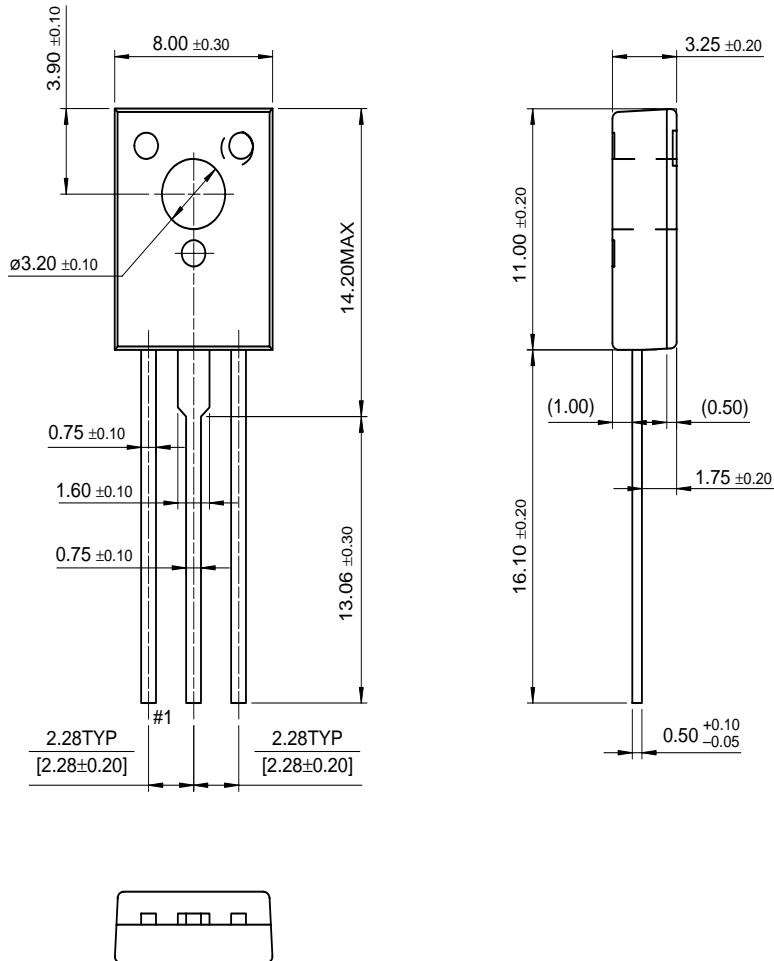


**Figure 9. Power Derating**



Mechanical Dimensions

TO-126



Dimensions in Millimeters

## TRADEMARKS

The following are registered and unregistered trademarks Fairchild Semiconductor owns or is authorized to use and is not intended to be an exhaustive list of all such trademarks.

ACE <sup>x</sup> ™	FAST <sup>®</sup>	IntelliMAX™	POP™	SPM™
ActiveArray™	FASTr™	ISOPANAR™	Power247™	Stealth™
Bottomless™	FPS™	LittleFET™	PowerEdge™	SuperFET™
CoolFET™	FRFET™	MICROCOUPLER™	PowerSaver™	SuperSOT™-3
CROSSVOLT™	GlobalOptoisolator™	MicroFET™	PowerTrench <sup>®</sup>	SuperSOT™-6
DOME™	GTO™	MicroPak™	QFET <sup>®</sup>	SuperSOT™-8
EcoSPARK™	HiSeC™	MICROWIRE™	QS™	SyncFET™
E <sup>2</sup> CMOST™	I <sup>2</sup> C™	MSX™	QT Optoelectronics™	TinyLogic <sup>®</sup>
EnSigna™	i-Lo™	MSXPro™	Quiet Series™	TINYOPTO™
FACT™	ImpliedDisconnect™	OCX™	RapidConfigure™	TruTranslation™
FACT Quiet Series™		OCXPro™	RapidConnect™	UHC™
Across the board. Around the world.™		OPTOLOGIC <sup>®</sup>	μSerDes™	UltraFET <sup>®</sup>
The Power Franchise <sup>®</sup>		OPTOPLANAR™	SILENT SWITCHER <sup>®</sup>	UniFET™
Programmable Active Droop™		PACMAN™	SMART START™	VCX™

## DISCLAIMER

FAIRCHILD SEMICONDUCTOR RESERVES THE RIGHT TO MAKE CHANGES WITHOUT FURTHER NOTICE TO ANY PRODUCTS HEREIN TO IMPROVE RELIABILITY, FUNCTION OR DESIGN. FAIRCHILD DOES NOT ASSUME ANY LIABILITY ARISING OUT OF THE APPLICATION OR USE OF ANY PRODUCT OR CIRCUIT DESCRIBED HEREIN; NEITHER DOES IT CONVEY ANY LICENSE UNDER ITS PATENT RIGHTS, NOR THE RIGHTS OF OTHERS.

## LIFE SUPPORT POLICY

FAIRCHILD'S PRODUCTS ARE NOT AUTHORIZED FOR USE AS CRITICAL COMPONENTS IN LIFE SUPPORT DEVICES OR SYSTEMS WITHOUT THE EXPRESS WRITTEN APPROVAL OF FAIRCHILD SEMICONDUCTOR CORPORATION.

As used herein:

1. Life support devices or systems are devices or systems which, (a) are intended for surgical implant into the body, or (b) support or sustain life, or (c) whose failure to perform when properly used in accordance with instructions for use provided in the labeling, can be reasonably expected to result in significant injury to the user.
2. A critical component is any component of a life support device or system whose failure to perform can be reasonably expected to cause the failure of the life support device or system, or to affect its safety or effectiveness.

## PRODUCT STATUS DEFINITIONS

### Definition of Terms

Datasheet Identification	Product Status	Definition
Advance Information	Formative or In Design	This datasheet contains the design specifications for product development. Specifications may change in any manner without notice.
Preliminary	First Production	This datasheet contains preliminary data, and supplementary data will be published at a later date. Fairchild Semiconductor reserves the right to make changes at any time without notice in order to improve design.
No Identification Needed	Full Production	This datasheet contains final specifications. Fairchild Semiconductor reserves the right to make changes at any time without notice in order to improve design.
Obsolete	Not In Production	This datasheet contains specifications on a product that has been discontinued by Fairchild semiconductor. The datasheet is printed for reference information only.

Rev. I15